



D5 DZUS® Panel Line Quarter-turn Fasteners Studs

DZUS® Panel line features captive, flare-in stud assemblies and continuous receptacle strip.

- Captive to outer panel
- Predictable clamping force
- High vibration resistance
- Visual latched indication

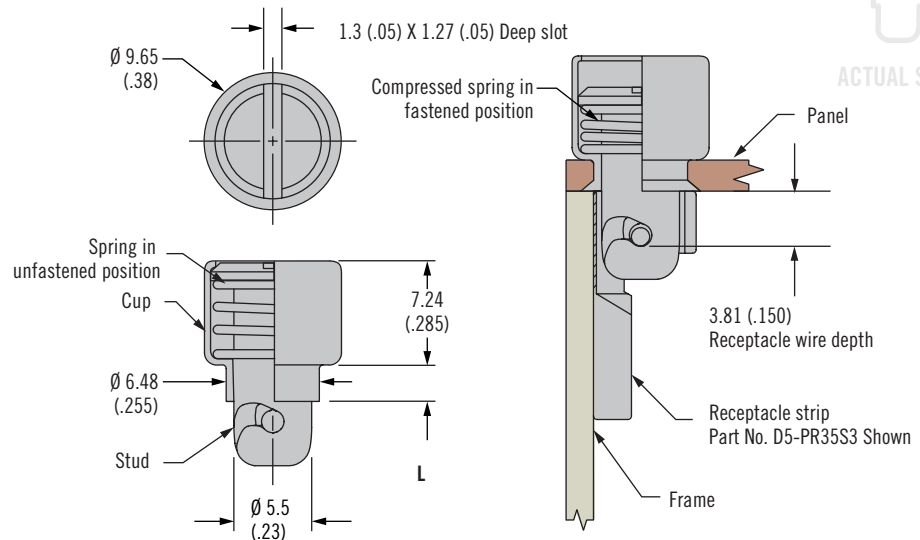
Material and Finish

Steel, zinc plated

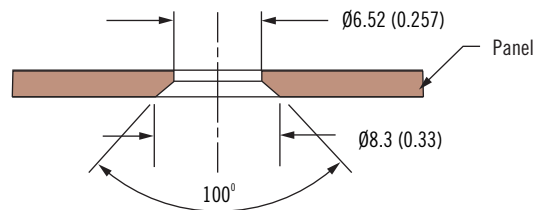
Performance Details

Rated tensile and shear:
890 N (200 lbs.) when used with
DZUS® receptacles

Stud assembly



Panel Preparation



1. Select receptacle type
2. D5-PR35S3 (angle) or D5-PR35-1S3 (flat) receptacle types. Determine outer panel thickness and use column A. Select from column C for assemblies.

OR



D5-PB35 (Single hole wire form) receptacle type. Determine outer panel thickness and use column A, then calculate total material thickness (TMT) required as indicated in column B. Select from column C for assemblies.

Panel line stud assembly options

A		Cup flange length L	B		C
Outer panel dimensions			TMT Range for: D5-PB35		
A Min.	A Max.		Min.	Max.	Stud assembly
1.27 (.050)	1.50 (.059)	1.78 (.070)	3.81 (.150)	4.04 (.159)	D5-PFSC35-37A-190
1.52 (.060)	1.75 (.069)	2.03 (.080)	4.06 (.160)	4.29 (.169)	D5-PFSC35-38A-190
1.77 (.070)	2.01 (.079)	2.29 (.090)	4.32 (.170)	4.55 (.179)	D5-PFSC35-39A-190
2.03 (.080)	2.26 (.089)	2.54 (.100)	4.57 (.180)	4.80 (.189)	D5-PFSC35-40A-190
2.29 (.090)	2.51 (.099)	2.80 (.110)	4.83 (.190)	5.05 (.199)	D5-PFSC35-41A-190
2.54 (.100)	2.77 (.109)	3.05 (.120)	5.08 (.200)	5.31 (.209)	D5-PFSC35-42A-190
2.79 (.110)	3.02 (.119)	3.30 (.130)	5.33 (.210)	5.56 (.219)	D5-PFSC35-43A-190
3.05 (.120)	3.28 (.129)	3.56 (.140)	5.59 (.220)	5.82 (.229)	D5-PFSC35-44A-190

Installation Tools

Panel installation

Flare tool	Support block
	
29-TP1PT35A	29-TB1PT35A

