




# CHERRYLOCK® 'A' BLIND RIVET



**CHERRY®**  
**AEROSPACE**  
SPS Fastener Division, a PCC Company

# CHERRYLOCK® 'A' RIVET

NAS1398/1399(A) CODE

CR2172/73 ALUMINUM

CR2572/73 MONEL

CR2672/73 A-286

## CONTENTS

Features .....	1
Installation.....	1
Physical Properties.....	2
Numbering System.....	2
Materials .....	2
Strength .....	2
Installed Weights – Pounds per 1000 pieces .....	3
Wiredraw Nominal NAS1399 100° Flush Head .....	4
Wiredraw Nominal NAS1398 Universal Head .....	5
Installation Tooling .....	6
Power Riveters .....	7
Hand Riveters.....	8
Pulling Heads .....	9

## LIMITED WARRANTY

Seller warrants the goods conform to applicable specifications and drawings and will be manufactured and inspected according to generally accepted practices of companies manufacturing industrial or aerospace fasteners. In the event of any breach of the foregoing warranty, Buyer's sole remedy shall be to return defective goods (after receiving authorization from Seller) for replacement or refund of the purchase price, at the Seller's option. Seller agrees to any freight costs in connection with the return of any defective goods, but any costs relating to removal of the defective or nonconforming goods or installation of replacement goods shall be Buyer's responsibility. SELLER'S WARRANTY DOES NOT APPLY WHEN ANY PHYSICAL OR CHEMICAL CHANGE IN THE FORM OF THE PRODUCT IS MADE BY BUYER. THE FOREGOING EXPRESS WARRANTY AND REMEDY ARE EXCLUSIVE AND ARE IN LIEU OF ALL OTHER WARRANTIES AND REMEDIES; ANY IMPLIED WARRANTY AS TO QUALITY, FITNESS FOR PURPOSE, OR MERCHANTABILITY IS HEREBY SPECIFICALLY DISCLAIMED AND EXCLUDED BY SELLER. This warranty is void if seller is not notified in writing of any rejection of the goods within one (1) Year after initial use by buyer of any power Riveter or ninety (90) days after initial use of any other product.

Seller shall not be liable under any circumstances for incidental, special or consequential damages arising in whole or in part from any breach by Seller, AND SUCH INCIDENTAL, SPECIAL, OR CONSEQUENTIAL DAMAGES ARE HEREBY EXPRESSLY EXCLUDED.

Our policy is one of continuous development. Specifications shown in this document may be subject to changes introduced after publication.

CHERRY®, Cherrylock® and MAXIBOLT® are trademarks of Cherry Aerospace.

## NOTE

The properties, strengths, dimensions, installed characteristics and all other information in this catalog is for guidance only to aid in the correct selection of the products described herein and is not intended or implied as part of the warranty. All applications should be evaluated for functional suitability and available samples of the described parts can be requested for installed tests, suitability and evaluations.

## ATTENTION

Blind rivets are not always a suitable substitute for solid rivets. Maintenance personnel are reminded that AC 43.13-1A chapter 2, section 3, stipulates: "Do not substitute hollow rivets for solid rivets in load carrying members without specific approval of the application by a representative of the Federal Aviation Administration. Blind rivets may be used in blind locations in accordance with the conditions listed in Chapter 5, provided the edge distances and spacings are not less than the minimum listed in paragraph 99d."

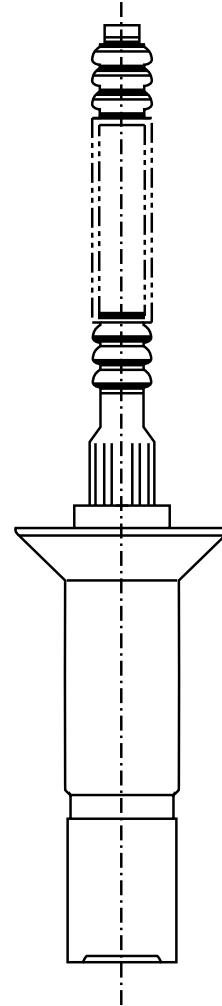
- High Strength
- Non-Shift Tooling
- -3, -4, -5, -6 & -8 Diameters
- Self-Plugging
- Locked Spindle
- Meets NAS 1400, NAS 1398 & 1399

CherryLOCK® 'A' Code "non-shift", self-plugging blind rivets provide excellent hole-fill and sheet take-up capability conforming to the Procurement Specification NAS 1400 and Standards Pages NAS 1398 and NAS 1399.

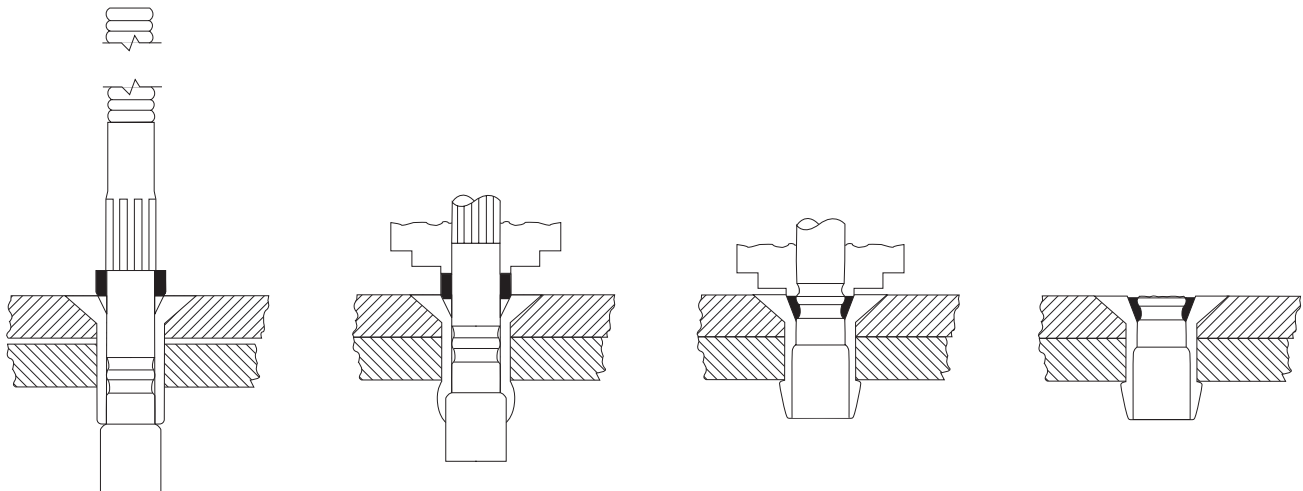
The rivets are available in aluminum, monel and A-286 stainless steel materials in a wide variety of diameters and grip ranges. CherryLOCK® 'A' Code wiredraw rivets are manufactured in 3/32", 1/8", 5/32", 3/16" and 1/4" diameters in 100° flush head and protruding head style configurations and offer grip ranges from .020 in the smaller diameters to 1.073 in the larger diameters. The 3/32" diameter rivet is available in A-286 only with grips ranging from .020 to .562. Rivets 1/8" diameter and larger have head markings to identify grip, material and manufacturer for ready inspection.

The flush fracturing spindle eliminates the need for shaving and meets the flushness requirement of the NAS 1400 specification. Each rivet is provided with its own locking mechanism that positively retains the plug section meeting specification push-out values and assuring no lost stems.

These rivets allow simple installation with a wide variety of Cherry® non-shifting and shifting tools. A complete range of recommended power tools, hand tools and pulling heads are described in the back section of this catalog.



## INSTALLATION OF CHERRYLOCK® 'A' CODE



# CHERRYLOCK® 'A' RIVET

## PHYSICAL PROPERTIES

### NUMBERING SYSTEM

CR2672CW -4 -02

Maximum Grip Length in 16ths of an inch (-04 = 4/16" = .250)

Shank Diameter -4(.140), -5(.173), -6(.201)

Cherry Part Number (Material, Head Style, Series)

### MATERIALS

CherryLOCK® 'A' rivets are manufactured in a wide variety of materials in order to give the user the widest possible choice for optimum design.

Rivet Material		Ultimate Shear Strength (at room temp)	Typical Max Temperature Use (in °F)
Sleeve	Stem		
2017 Aluminum	7075 Aluminum	38,000 psi	250
Monel	Monel	55,000 psi	900
A-286 CRES	A-286 CRES	75,000 psi	1200

### STRENGTH

Minimum Ultimate rivet shear and tensile strength (lbs.) per NAS 1400

CherryLOCK® 'A' Rivets		Single Shear					Tensile				
		3/32"	1/8"	5/32"	3/16"	1/4"	3/32"	1/8"	5/32"	3/16"	1/4"
Aluminum	CR2172 CR2173	—	494	755	1090	1970	—	230	375	540	1000
Monel	CR2572 CR2573	—	710	1090	1590	2840	—	340	550	780	1450
CRES	CR2672 CR2673	543 <sup>①</sup>	970	1490	2150	3890	300 <sup>①</sup>	640	1000	1500	2700

NOTES: Values shown are fastener capabilities only  
Consult Mil-Hdbk-5 for joint design allowables

① 3/32" DIAMETER RIVETS AVAILABLE IN CR2672 AND CR2673 ONLY

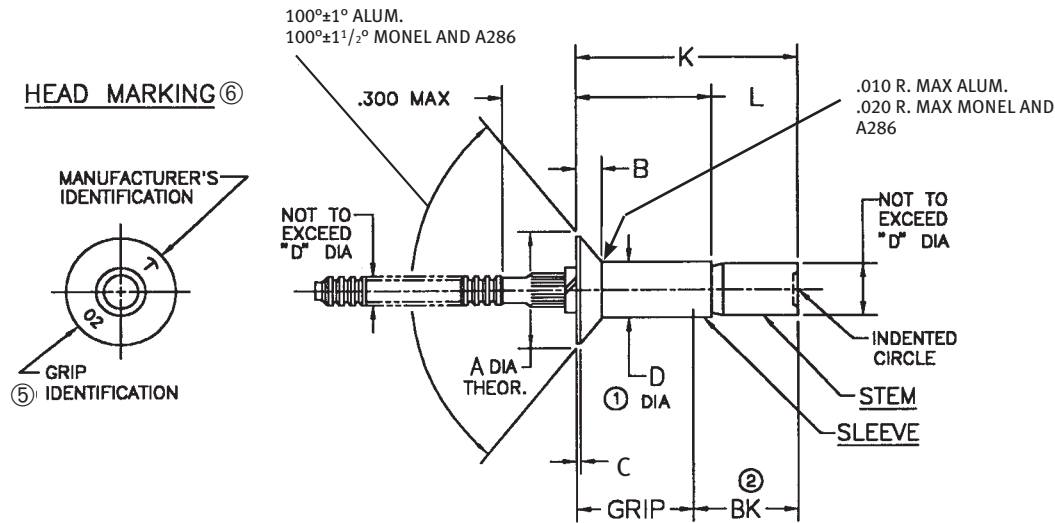
NAS/Cherry® Part Number Cross Reference Guide	
NAS1399C()A() / CR2672-()-()	NAS1398C()A() / CR2673-()-()
NAS1399CW()A() / CR2672CW-()-()	NAS1398CW()A() / CR2673CW-()-()
NAS1399D()A() / CR2172-()-()	NAS1398D()A() / CR2173-()-()
NAS1399M()A() / CR2572-()-()	NAS1398M()A() / CR2573-()-()
NAS1399MW()A() / CR2572P-()-()	NAS1398MW()A() / CR2573P-()-()

## INSTALLED WEIGHTS – Pounds per 1000 pieces

Dash Number	CR2172	CR2173	CR2572	CR2573	CR2672	CR2673
3-01	—	—	—	—	—	.64
3-02	—	—	—	—	.60	.76
3-03	—	—	—	—	.71	.86
3-04	—	—	—	—	.84	.97
3-05	—	—	—	—	.96	1.09
3-06	—	—	—	—	1.04	—
4-01	.290	.437	.95	1.42	.84	1.26
4-02	.382	.528	1.25	1.73	1.10	1.52
4-03	.472	.618	1.54	2.02	1.36	1.78
4-04	.562	.708	1.84	2.32	1.62	2.04
4-05	.657	.802	2.14	2.62	1.89	2.31
4-06	.747	.893	2.44	2.91	2.15	2.57
4-07	.827	—	2.73	—	2.41	—
4-08	—	—	—	—	—	—
5-01	—	.730	—	2.38	—	2.10
5-02	.622	.872	2.03	2.85	1.79	2.51
5-03	.764	1.01	2.49	3.30	2.20	2.91
5-04	.903	1.15	2.95	3.77	2.60	3.32
5-05	1.04	1.30	3.40	4.23	3.00	3.73
5-06	1.18	1.44	3.87	4.69	3.41	4.13
5-07	1.33	1.58	4.33	5.15	3.82	4.54
5-08	1.47	1.72	4.80	5.62	4.23	4.95
5-09	—	—	—	—	4.64	—
5-10	—	—	—	—	5.05	—
6-01	—	1.12	—	3.68	—	3.24
6-02	.945	1.32	3.09	4.32	2.72	3.81
6-03	1.15	1.53	3.74	4.98	3.30	4.39
6-04	1.35	1.72	4.42	5.62	3.87	4.96
6-05	1.55	1.92	5.05	6.29	4.45	5.54
6-06	1.75	2.12	5.71	6.93	5.03	6.11
6-07	1.95	2.32	6.38	7.59	5.61	6.69
6-08	2.15	2.52	7.02	8.24	6.19	7.27
6-09	2.35	2.73	7.66	8.91	6.76	7.85
6-10	2.55	2.92	8.32	9.55	7.33	8.42
6-11	2.74	3.13	8.96	10.21	7.90	9.00
6-12	2.95	3.32	9.61	10.84	8.48	9.56
6-13	—	—	—	—	9.05	—
6-14	—	—	—	—	9.62	—
8-01	—	—	—	—	—	—
8-02	—	3.00	—	9.78	—	8.62
8-03	2.56	3.35	8.35	10.95	7.37	9.65
8-04	2.92	3.72	9.54	12.13	8.41	10.70
8-05	3.28	4.07	10.72	13.27	9.45	11.70
8-06	3.65	4.45	11.91	14.49	10.49	12.80
8-07	4.00	4.79	13.04	15.62	11.53	13.80
8-08	4.37	5.13	14.29	16.76	12.57	14.80
8-09	4.72	5.52	15.42	18.02	13.61	15.90
8-10	5.07	5.87	16.56	19.15	14.65	16.90
8-11	5.46	6.22	17.80	20.29	15.69	17.90
8-12	5.80	6.57	18.90	21.42	16.73	18.90
8-13	6.15	6.95	20.03	22.68	17.77	20.00
8-14	6.52	7.29	21.29	23.81	18.81	21.00

# CHERRYLOCK® 'A' RIVET

## WIREDRAW NOMINAL NAS1399 100° FLUSH HEAD



Dia Dash No.	A ±.004	B Ref.	D +.003-.001	Hole Limits		C	
				Min	Max	Alum. Alloy	Monel or A-286
-3	.179	.036	.094	.097	.101	.002-.006	.005-.015
-4	.225	.042	.125	.129	.132	.002-.006	
-5	.286	.055	.156	.160	.164	.002-.006	
-6	.353	.070	.187	.192	.196	.002-.006	
-8	.476	.095	.250	.256	.261	.002-.006	

Grip Dash No. ⑤	Grip Range		-3 Diameter			-4 Diameter			-5 Diameter			-6 Diameter			-8 Diameter			
	Min	Max	L Max	K Max	BK ②	L Max	K Max	BK ②	L Max	K Max	BK ②	L Max	K Max	BK ②	L Max	K Max	BK ②	
-02	④	.125	.229	.390	.235	.260	.45	.30	.263	.44	.28	.287	.48	.26	—	—	—	
-03		.126	.187	.291	.505	.288	.323	.57	.35	.326	.56	.34	.350	.60	.32	.385	.63	.37
-04		.188	.250	.354	.620	.340	.385	.69	.41	.388	.67	.39	.412	.72	.37	.448	.75	.43
-05		.251	.312	.416	.735	.393	.448	.81	.46	.451	.79	.45	.475	.83	.43	.510	.87	.48
-06		.313	.375	.479	.850	.445	.510	.93	.52	.513	.91	.50	.537	.95	.48	.573	.99	.54
-07		.376	.437	.542	.965	.498	.573	1.03	.57	.576	1.03	.56	.600	1.07	.54	.635	1.11	.60
-08		.438	.500	.605	1.080	.550	—	—	—	.638	1.15	.62	.662	1.19	.60	.698	1.23	.65
-09		.501	.562	.668	1.195	.603	—	—	—	.701	1.27	.67	.725	1.31	.65	.760	1.34	.71
-10		.563	.625	—	—	—	—	—	—	.763	1.44	.78	.787	1.48	.76	.823	1.52	.82
-11		.626	.687	—	—	—	—	—	—	—	—	—	.850	1.60	.82	.885	1.64	.88
-12		.688	.750	—	—	—	—	—	—	—	—	—	.912	1.72	.88	.948	1.77	.94
-13		.751	.812	—	—	—	—	—	—	—	—	—	.975	1.83	.94	1.010	1.89	1.00
-14		.813	.875	—	—	—	—	—	—	—	—	—	1.037	1.95	1.00	1.073	2.01	1.06

Part No.	NAS No.	NAS 523 Code	Material ③			Finish		
			Sleeve	Stem	Lock Ring	Sleeve	Stem	Lock Ring
CR2172	1399D	ACF	2017-T4 PER QQ-A-430	7075 PER QQ-A-430	5056-H38 PER QQ-A-430	ANODIZE PER MIL-A-8625 OR CHEM FILM PER MIL-C-5541	CHEM FILM PER MIL-C-5541	NONE
CR2572	1399M	ACT	MONEL PER QQ-N-281	MONEL PER QQ-N-281 OR A286 PER AMS 5731 OR AMS 5732	MONEL PER QQ-N-281	NONE	MONEL: NONE A286 PASSIVATE PER AMS 2700	NONE
CR2572P	1399MW	ACK				CAD PLATE PER QQ-P-416 TYPE II, CL2		
CR2572S	1399MS	ACV				SILVER PLATE PER QQ-S-365		
CR2672	1399C	ACX	A-286 CRES PER AMS 5731, 5732, 5737	A-286 CRES PER AMS 5731	MONEL PER QQ-N-281	PASSIVATE PER AMS 2700	PASSIVATE PER AMS 2700	NONE
CR2672CW	1399CW	AFF				CAD PLATE PER QQ-P-416		
CR2672S	1399CS	AFF				SILVER PLATE PER QQ-S-365		

① An increase of 0.001 permissible within 0.100 of base of head.

② Minimum blind side clearance for satisfactory installation.

③ Material designation refers to chemical composition only.

④ Minimum grip for -4 diameter is .063, for -5 diameter is .065 and for -6 diameter is .080.

⑤ Single digit marking is permissible, at manufacturer's option,

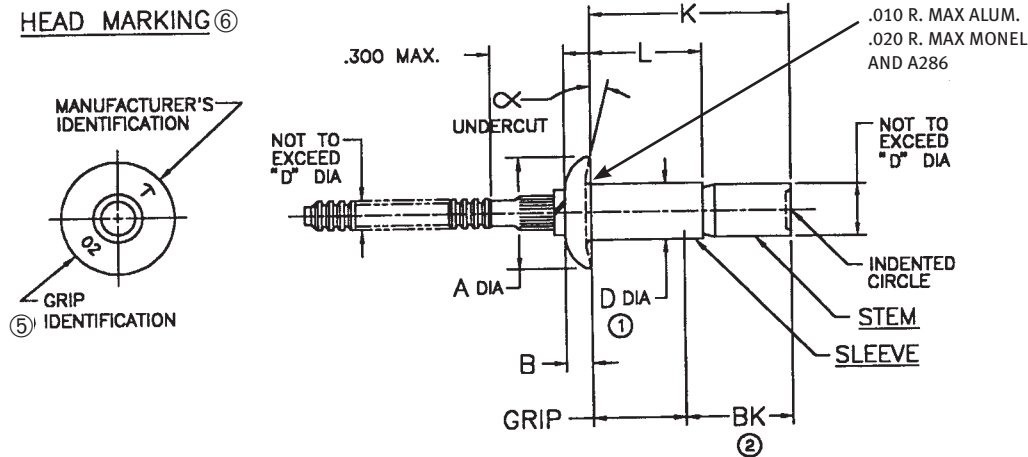
for grip dash (-) numbers less than 10.

⑥ No head marking for -3 diameter rivet.

NOTES: Single sheet thickness for machine countersunk holes shall not be less than "B" +.010. 6. Some longer grip lengths are manufactured only on special request.

# CHERRYLOCK® 'A' RIVET

## WIREDRAW NOMINAL NAS1398 UNIVERSAL HEAD



Grip Dash No.	A		B +.010 -.000	D +.003 -.001	∞ Undercut	Hole Limits	
	Min	Min				Min	Max
-3	.178	.196	.040	.094	12°	.097	.101
-4	.238	.262	.054	.125	12°	.129	.132
-5	.296	.328	.067	.156	10°	.160	.164
-6	.356	.394	.080	.187	8°	.192	.196
-8	.475	.525	.107	.250	6°	.256	.261

Grip Dash No. ⑤	Grip Range		-3 Diameter			-4 Diameter			-5 Diameter			-6 Diameter			-8 Diameter			
	Min	Max	L Max	K Max	BK ②	L Max	K Max	BK ②	L Max	K Max	BK ②	L Max	K Max	BK ②	L Max	K Max	BK ③	
-01	④	.062	.166	.33	.238	.198	.39	.30	.201	.38	.28	.225	.44	.27	—	—	—	
-02		.063	.125	.229	.43	.275	.260	.51	.35	.263	.49	.34	.287	.55	.32	.323	.57	.37
-03		.126	.187	.291	.53	.313	.323	.63	.41	.326	.61	.39	.350	.67	.37	.385	.69	.43
-04		.188	.250	.354	.63	.350	.385	.75	.46	.388	.73	.45	.412	.79	.43	.448	.81	.48
-05		.251	.312	.416	.73	.388	.448	.87	.52	.451	.85	.50	.475	.91	.48	.510	.93	.54
-06		.313	.375	.479	.83	.425	.510	.98	.57	.513	.97	.56	.537	1.03	.54	.573	1.04	.60
-07		.376	.437	.542	.99	.462	.573	1.11	.63	.576	1.09	.62	.600	1.15	.60	.635	1.16	.65
-08		.438	.500	.605	1.11	.500	.636	1.23	.69	.638	1.20	.67	.662	1.27	.65	.698	1.28	.71
-09		.501	.562	—	—	—	.698	1.35	.75	.701	1.38	.78	.725	1.44	.76	.760	1.46	.82
-10		.563	.625	—	—	—	—	—	—	.763	1.50	.84	.787	1.56	.82	.823	1.58	.88
-11		.626	.687	—	—	—	—	—	—	—	—	—	.850	1.68	.88	.885	1.70	.94
-12		.688	.750	—	—	—	—	—	—	—	—	—	.912	1.81	.94	.948	1.83	1.00
-13		.751	.812	—	—	—	—	—	—	—	—	—	—	—	—	1.010	1.95	1.06
-14		.813	.875	—	—	—	—	—	—	—	—	—	—	—	—	1.073	2.07	1.12

Part No.	NAS No.	NAS 523 Code	Material ③			Finish		
			Sleeve	Stem	Lock Ring	Sleeve	Stem	Lock Ring
CR2173	1398D	ACC	2017-T4 PER QQ-A-430	7075 PER QQ-A-430	5056-H38 PER QQ-A-430	ANODIZE PER MIL-A-8625 OR CHEM FILM PER MIL-C-5541	CHEM FILM PER MIL-C-5541	NONE
CR2573	1398M	ACR	MONEL PER QQ-N-281	MONEL PER QQ-N-281 OR A286 PER AMS 5731 OR AMS 5732	MONEL PER QQ-N-281	NONE	MONEL: NONE A286: PASSIVATE PER AMS 2700	NONE
CR2573P	1398MW	ACD				CAD PLATE PER QQ-P-416 TYPE II, CL2		
CR2573S	1398MS	ACS				SILVER PLATE PER QQ-S-365		
CR2673	1398C	ACW	A-286 CRES PER AMS 5731, 5732, 5737	A-286 CRES PER AMS 5731	MONEL PER QQ-N-281	PASSIVATE PER AMS 2700	PASSIVATE PER AMS 2700	NONE
CR2673CW	1398CW	AFC				CAD PLATE PER QQ-P-416		
CR2673S	1398CS	AFD				SILVER PLATE PER QQ-S-365		

① An increase of 0.001 permissible within 0.100 base of head.

② Minimum blind side clearance for satisfactory installation.

③ Material designation refers to chemical composition only.

④ Minimum grip for -3 diameter is .020, -4 diameter is .025, for -5 diameter is .031 and for -6 diameter is .037.

⑤ Single digit marking is permissible, at manufacturer's option, for grip dash (-) numbers less than 10.

⑥ No head marking for -3 diameter rivet.

NOTES: Some longer grip lengths are manufactured only on special request.

# CHERRYLOCK® 'A' RIVET

## TOOLING

Type of Tool	Cherry Riveter Model	Pulling Head (series)	Rivet & Head Dia.	Max Grip/Single Stroke					
				Aluminum		Monel		A286 CRES	
				CR2172	CR2173	CR2572	CR2573	CR2672	CR2673
Hand	G27*	—	-3	—	—	—	—	All	All
	G29*	—	-3	—	—	—	—	All	All
	G30	—	-3	—	—	—	—	All	All
	G750A	H9055 with 750A-117 Adapter	-3 -4 -5 -6	— All All All	— All All All	— All All All	— All All All	All All All All	All All All All
Hydraulics	G700	H9055 with 680B46 Adapter	-3 -4 -5 -6	— 8 8 8	— 9 9 9	— 8 8 —	— 9 9 —	8 8 8** —	9 9 9** —
			-3 -4 -5 -6	— 3 3 3	— 4 4 4	— 3 3 3	— 4 4 4	3 3 3 3	4 4 4 4
			-3 -4 -5 -6	— 3 3 —	— 4 4 —	— 3 3 —	— 4 4 —	3 3 3 —	4 4 4 —
			-3 -4 -5 -6	— All All All	— All All All	— All All All	— All All All	All All All All	All All All All
	G747	H955	-3 -4 -5 -6	— 3 3 3	— 4 4 4	— 3 3 3	— 4 4 4	3 3 3 3	4 4 4 4
			-3 -4 -5 -6	— 3 3 —	— 4 4 —	— 3 3 —	— 4 4 —	3 3 3 —	4 4 4 —
			-3 -4 -5 -6	— All All All	— All All All	— All All All	— All All All	All All All All	All All All All
			-3 -4 -5 -6	— 8 8 8	— 9 9 9	— 8 8 8	— 9 9 9	All 8 8 8	All 9 9 9
	G704B	H955	-3 -4 -5 -6	— 3 3 —	— 4 4 —	— 3 3 —	— 4 4 —	3 3 3 —	4 4 4 —
			-3 -4 -5 -6	— All All All	— All All All	— All All All	— All All All	All All All All	All All All All
			-3 -4 -5 -6	— 8 8 8	— 9 9 9	— 8 8 8	— 9 9 9	All 8 8 8	All 9 9 9
			-3 -4 -5 -6	— All All All	— All All All	— All All All	— All All All	All All All All	All All All All
	G746A	H955	-3 -4 -5 -6	— All All All	— All All All	— All All All	— All All All	All All All All	All All All All
			-3 -4 -5 -6	— All All All	— All All All	— All All All	— All All All	All All All All	All All All All
			-3 -4 -5 -6	— All All All	— All All All	— All All All	— All All All	All All All All	All All All All
			-3 -4 -5 -6	— All All All	— All All All	— All All All	— All All All	All All All All	All All All All
Pneumatic	G902	H902-3NPR***	-3	—	—	—	—	—	All
	G902-15	H9015-3C	-3	—	—	—	—	—	All

\* Use 728-033 Nosepiece (sold separately)

\*\* May require 95 psi

\*\*\*Use 902-038 Nosepiece (sold separately)




### G746A POWER RIVETER

National Stock Number 5130-01-338-3403

The Cherry G746A is a pneumatic-hydraulic tool designed for the efficient installation of CherryLOCK® 'A' code rivets for the -3, -4, -5 and -6 diameter rivets. It weighs 4 pounds and can be operated in any position with one hand. It has a .95 inch rivet setting stroke and a rated pull load of 1850 pounds on 90 psi air pressure at the air inlet. The G746A consumes approximately 3.9 cubic feet of air at 20 cycles per minute and the maximum noise level under load does not exceed 85 db (A).

Pulling heads are not furnished with this riveter and must be ordered separately. The G746A with the H955 series (straight) and the H886 series right angle pulling heads can install CherryLOCK® 'A' blind rivets in the -3, -4, -5 and -6 diameters in all materials.




G746A Power Riveter

### G747 POWER RIVETER

The Cherry G747 is a pneumatic-hydraulic tool designed specifically for the most efficient installation of CherryLOCK® 'A' rivets. Its durable, all metal housing makes this extremely robust tool ideal for use in rugged shop environments. It has many ergonomic features; very light weight (3.5 lbs.), comfortable fit in the operator's hand and it can be operated in any position with one hand.

Pulling heads are not furnished with this riveter and must be ordered separately. The G747 with the H955 series (straight) and the H886 series right angle pulling heads can install CherryLOCK® 'A' blind rivets in the -3, -4, -5 and -6 diameters in all materials.




G747 Power Riveter

### G704B RIVETER

National Stock Number 5130-01-393-1584

The Cherry G704B is a pneumatic-hydraulic tool designed specifically for the most efficient installation of CherryLOCK® 'A' rivets. Its durable, all metal housing makes this extremely robust tool ideal for use in rugged shop environments. It has many ergonomic features; light weight (4.25 lbs.), comfortable fit in the operator's hand and it can be operated in any position with one hand.

Pulling heads are not furnished with this riveter and must be ordered separately. The G704B with the H955 series (straight) and the H886 series right angle pulling heads can install CherryLOCK® 'A' blind rivets in the -3, -4, -5 and -6 diameters in all materials.



G704B Riveter

# CHERRYLOCK® 'A' RIVET

## INSTALLATION TOOLING

### G30 HAND RIVETER

National Stock Number 5120-01-416-7826

For installation of CherryLOCK® 'A' Locked Spindle Nutplate Rivets, CR2672 and CR2673 Series, -3 diameter.

The Cherry® G30 Hand Riveter is an efficient, compact, lightweight and economical tool for installation of CherryLOCK® 'A' rivets. Provided with this tool is a special designed nose piece which is essential for the proper insertion of the rivet locking collar.

The G30 is 9.25 long, weighs just 13 ounces and is intended for use where access of power limitations prevent the use of Cherry® power tools and generally where smaller quantities of rivets are to be installed. This tool will also install the Cherry® CCR264/274 series rivets with a 728A9 series nosepiece.

To operate, insert the serrated stem of the rivet into the nosepiece. Insert the rivet into the application. Sliding the riveter nosepiece firmly and squarely against the rivet head and squeeze the handles to install the rivet. On longer grip rivets, additional strokes will be required.



G30 Hand Riveter

### G750A HAND RIVETER

National Stock Number 5120-01-432-9361

The H9055 series CherryLOCK® 'A' pulling heads can be attached to the G750A by utilizing the 750A-117 adapter.

The H886 Right Angle Head can be attached to the G750A by use of the 750A-088 adapter.

The Cherry G750A hand hydraulic riveting tool provides the versatility of a pneumatic-hydraulic riveter but with the lightweight high pull strength ratio desirability not found in other hand riveters. The Cherry G750A has a unique 2-stage hydraulic power cylinder that provides the user with the ease of pulling the handle without the strain normally endured to install a high strength fastener. The patentable 2-stage power feature allows the user to squeeze the handle through the increase power requirement, without feeling the need to squeeze harder to install the fastener. The G750A hand riveter can install a variety of blind fastener styles, diameters, head configurations and material combinations.



G750A Hand Riveter


### H955 PULLING HEAD FOR CHERRYLOCK® 'A' RIVETS

National Stock Numbers:	5130-01-411-2599	H955-3
	5130-01-411-2604	H955-4
	5130-01-411-2600	H955-5
	5130-01-411-2603	H955-6

#### STEM THROUGH FEED

The H955 Series pulling heads fit directly on the G701A, G704B, G746A and G747 riveters. The heads in this series are capable of installing 3/32", 1/8", 5/32" and 3/16" diameter rivets in all materials and head styles and grip lengths. Stems feed through the pulling head and are ejected out the back of the tool.


Please refer to the individual tool specification for capacity.



H955 Straight Pulling Head

### H9055 PULLING HEAD FOR CHERRYLOCK® 'A' RIVETS

National Stock Numbers:	5130-01-420-9065	H9055-3
	5130-01-420-9062	H9055-4
	5130-01-420-9050	H9055-5
	5130-01-420-9054	H9055-6



H9055 Pulling Head

#### STEM SIDE EJECTION

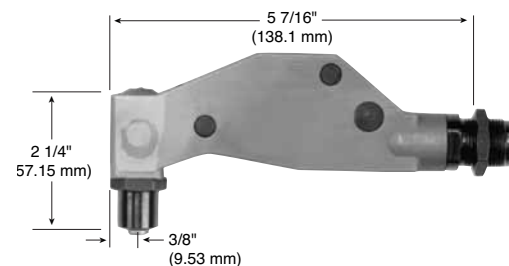
H9055 series pulling heads are available for installation of 3/32", 1/8", 5/32" and 3/16" diameter locked spindle CherryLOCK® 'A' code rivets in all materials, head styles and grip lengths. Stems are ejected from the side of the pulling head.

Please refer to the CherryLOCK® 'A' rivet tool selection chart on page 6 for possible tool combinations.


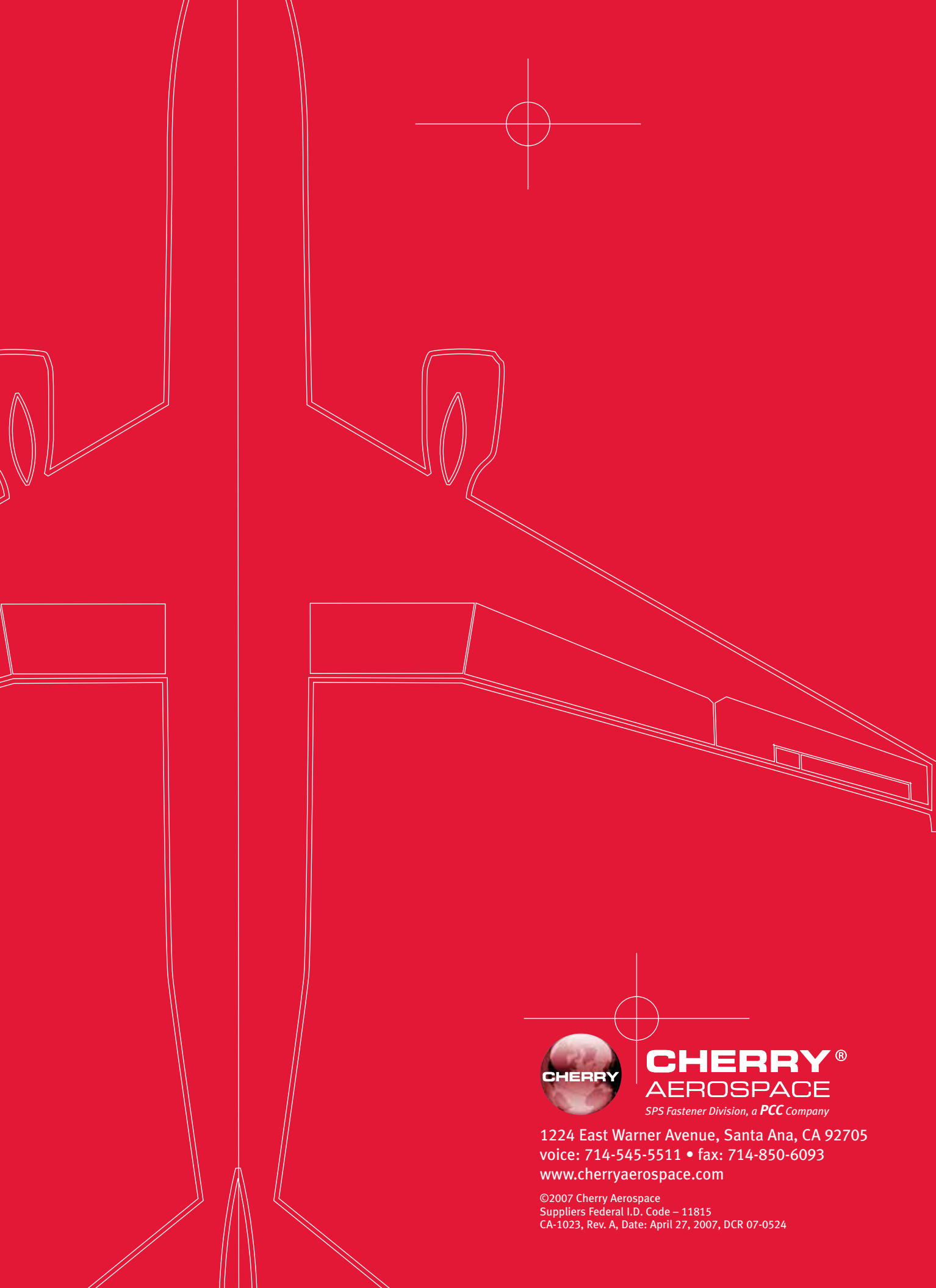
### H886-3, 4, 5, 6 RIGHT ANGLE PULLING HEADS

The H886 series right angle pulling heads fit directly on the G701A, G704B, G746A and G747 power riveters to install CherryLOCK® 'A' brand rivets in 3/32", 1/8", 5/32" and 3/16" diameters in all materials, head styles and up to -04 grip length.

NOTE: For 1/4" diameter rivets, use the 9044-8 pulling head. See tooling chart on page 6 for possible tool combinations.



H886 Right Angle Pulling Head



1224 East Warner Avenue, Santa Ana, CA 92705  
voice: 714-545-5511 • fax: 714-850-6093  
[www.cherryaerospace.com](http://www.cherryaerospace.com)

©2007 Cherry Aerospace  
Suppliers Federal I.D. Code – 11815  
CA-1023, Rev. A, Date: April 27, 2007, DCR 07-0524