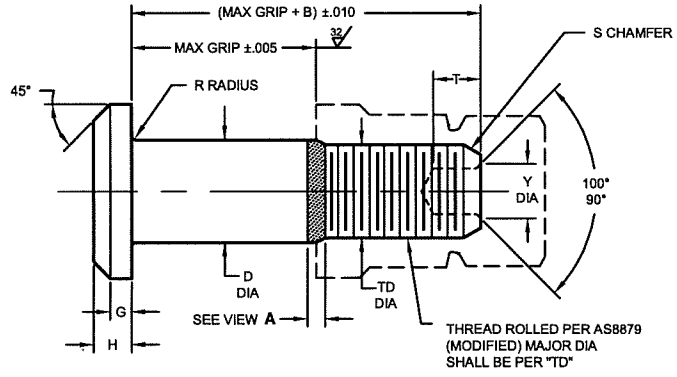
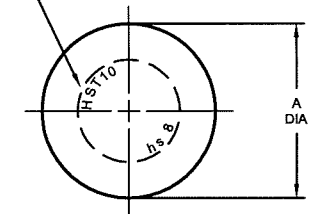
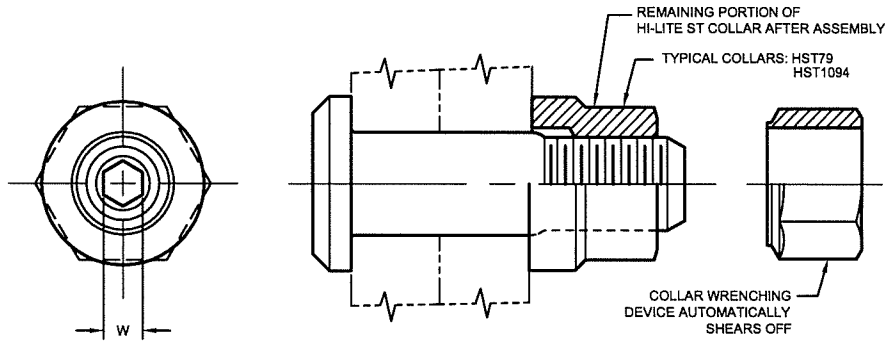


INDENTED HEAD MARKING MAXIMUM DEPTH .010"
 "hs" INDICATES HI-SHEAR TRADEMARK.
 THE NUMBER(S) FOLLOWING THE "hs" INDICATES
 FIRST DASH NUMBER. ARRANGEMENT OPTIONAL.



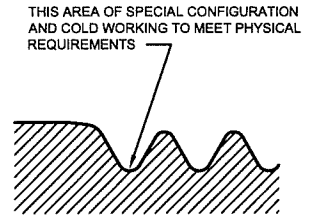
HI-LITE ST PIN



HI-LITE ST PIN AND COLLAR AFTER ASSEMBLY

FIRST DASH NO.	PIN NOM DIA	A DIA	B REF	D DIA		TD DIA	G REF	H	R RAD	S CHAMFER REF	THREAD	SOCKET			DOUBLE SHEAR POUNDS MINIMUM	TENSION POUNDS MINIMUM
				WITHOUT COATING OR SOLID FILM	WITH COATING OR SOLID FILM							W HEX	T DEPTH	Y DIA		
5	5/32	.262 .242	.280	.1635 .1630	.1635 .1625	.1595 .1570	.020	.047 .037	.025 .015	1/32" x 37°	8-32UNJC-3A Modified	.0645 .0635	.135 .115	.090 .075	4,010	1,940
6	3/16	.315 .295	.290	.1895 .1890	.1895 .1885	.1840 .1810	.025	.055 .045	.025 .015	1/32" x 37°	10-32UNJF-3A Modified	.0806 .0791	.100 .080	.119 .104	5,380	2,500
8	1/4	.412 .387	.320	.2495 .2490	.2495 .2485	.2440 .2410	.030	.069 .059	.025 .015	1/32" x 37°	1/4-28UNJF-3A Modified	.0967 .0947	.150 .130	.142 .122	9,300	4,300
10	5/16	.505 .475	.380	.3120 .3115	.3120 .3110	.3060 .3020	.035	.078 .068	.030 .020	3/64" x 37°	5/16-24UNJF-3A Modified	.1295 .1270	.170 .150	.180 .160	14,600	6,300
12	3/8	.600 .565	420	.3745 .3740	.3745 .3735	.3680 .3640	.040	.088 .078	.030 .020	3/64" x 37°	3/8-24UNJF-3A Modified	.1617 .1582	.200 .180	.217 .197	21,000	8,700
14	7/16	.676 .641	485	.4370 .4365	.4370 .4360	.4310 .4260	.045	.105 .093	.030 .020	3/64" x 37°	7/16-20UNJF-3A Modified	.1930 .1895	.230 .210	.253 .233	28,600	12,100
16	1/2	.770 .735	.525	.4995 .4990	.4995 .4985	.4930 .4880	.050	.115 .103	.030 .020	3/64" x 37°	1/2-20UNJF-3A Modified	.2242 .2207	.260 .240	.289 .269	37,300	15,300
18	9/16	.864 .829	.600	.5615 .5610	.5615 .5605	.5550 .5500	.055	.127 .112	.040 .025	1/16" x 37°	9/16-18UNJF-3A Modified	.2555 .2520	.290 .270	.326 .306	47,200	19,000
20	5/8	.953 .918	.660	.6240 .6235	.6240 .6230	.6180 .6120	.060	.137 .122	.040 .025	1/16" x 37°	5/8-18UNJF-3A Modified	.2555 .2520	.300 .280	.326 .306	58,300	23,000
24	3/4	1.108 1.066	.895	.7490 .7485	.7490 .7480	.7430 .7370	.070	.151 .136	.045 .030	1/16" x 37°	3/4-16UNJF-3A Modified	.3185 .3150	.395 .365	.398 .378	83,900	30,700
28	7/8	1.285 1.241	1.000	.8740 .8735	.8740 .8730	.8680 .8610	.090	.187 .172	.050 .035	5/64" x 37°	7/8-14UNJF-3A Modified	.3820 .3780	.455 .425	.471 .451	114,000	45,000
32	1	1.468 1.424	1.160	.9990 .9985	.9990 .9980	.9930 .9860	.110	.218 .203	.060 .045	5/64" x 37°	1-12UNJF-3A Modified	.5100 .5040	.580 .550	.618 .598	149,000	60,900

SEE COLLAR STANDARDS FOR COLLAR STRENGTHS. LOWER STRENGTH (PIN OR COLLAR) DETERMINES SYSTEM STRENGTH.



VIEW A
 HI-LITE THREAD TRANSITION AREA
 SEE SPECIFICATION FOR INSPECTION

U.S. Patents 4,326,825; 4,485,510 and 4,957,401.
 Other U.S. and international patents pending.
 "Hi-Lite" and "HST" are registered trademarks and "Hi-Lite ST" is a trademark of Hi-Shear Corporation.

DRAWN D.P.S.	DATE 8-4-82	TITLE HI-LITE® ST™ PIN
APPROVED E.E.Beeles	DATE 5-6-82	PROTRUDING SHEAR HEAD TITANIUM 1/16" GRIP VARIATION
REVISION (32)	DATE J.Obispo 10-24-12	DRAWING NUMBER HST10

Sheet 1 of 2

HST10

GENERAL NOTES:

1. Concentricity: "A" to "D" diameter within .010 FIM.
2. Dimensions to be met after finish.
3. Surface texture per ANSI B46.1.
4. Hole preparation per NAS618.
5. Maximum "D" diameter may be increased by .0002 to allow for solid film or aluminum coating application.
6. Broach petals removed.
7. Use HST110 for oversize replacement.

MATERIAL:

6AL-4V titanium alloy per AMS4928 or AMS4967.

HEAT TREAT:

160,000 psi tensile minimum (95,000 psi shear minimum for sizes up to 3/4; 90,000 psi shear minimum for 7/8 and larger).

FINISH:

- HST10(-)(-) = Cetyl alcohol lube per Hi-Shear Spec. 305.
- HST10AG(-)(-) = Hi-Kote 1 aluminum pigmented coating per Hi-Shear Spec. 294, with color orange on thread end, and cetyl alcohol lube per Hi-Shear Spec. 305.
- HST10AP(-)(-) = Hi-Kote 1 aluminum pigmented coating per Hi-Shear Spec. 294, and cetyl alcohol lube per Hi-Shear Spec. 305.
- HST10AZ(-)(-) = Hi-Kote 1 aluminum pigmented coating per Hi-Shear Spec. 294, with color black on thread end, and cetyl alcohol lube per Hi-Shear Spec. 305.
- HST10BJ(-)(-) = I.V.D. aluminum coating per MIL-DTL-83488, Type II, Class 3, and cetyl alcohol lube per Hi-Shear Spec. 305.
- HST10BL(-)(-) = I.V.D. aluminum coating per MIL-DTL-83488, Type II, Class 3, with color black on thread end, and cetyl alcohol lube per Hi-Shear Spec. 305.
- 6 HST10CT(-)(-) = Color orange on thread end, and cetyl alcohol lube per Hi-Shear Spec. 305.
- HST10CZ(-)(-) = Color black on thread end, and cetyl alcohol lube per Hi-Shear Spec. 305.
- HST10HK(-)(-) = Hi-Kote 4 aluminum coating per Hi-Shear Spec. 397.
- HST10GD(-)(-) = Hi-Kote 1 aluminum pigmented coating on threads only per Hi-Shear Spec. 294. Cetyl alcohol lube per Hi-Shear Spec. 305.
- 6 HST10K(-)(-) = Solid film lube per "Lubeco" 905.
- 6 HST10MA(-)(-) = Solid film lube per KalGard RA.
- HST10RP(-)(-) = Phosphate fluoride treat with color orange on thread end, and cetyl alcohol lube per Hi-Shear Spec. 305.
- HST10RS(-)(-) = Phosphate fluoride treat, solid film lube per AS5272, Type I, and color orange on thread end.
- HST10RV(-)(-) = Phosphate fluoride treat, Hi-Kote 2 solid film lube per Hi-Shear Spec. 292, and cetyl alcohol lube per Hi-Shear Spec. 305.
- HST10TB(-)(-) = Hi-Kote 2 solid film lube per Hi-Shear Spec. 292, and cetyl alcohol lube per Hi-Shear Spec. 305.
- HST10TF(-)(-) = Hi-Kote 2 solid film lube per Hi-Shear Spec. 292.
- HST10UT(-)(-) = Ti-Shield III, Hi-Kote 2 solid film lube per Hi-Shear Spec. 292.
- HST10UV(-)(-) = Surface coating per Hi-Shear Spec. 306, Type II, Hi-Kote 2 solid film lube per Hi-Shear Spec. 292, and cetyl alcohol lube per Hi-Shear Spec. 305.
- HST10VF(-)(-) = Surface coating per Hi-Shear Spec. 306, Type I, color blue, and cetyl alcohol lube per Hi-Shear Spec. 305.
- HST10WF(-)(-) = Surface coating per Hi-Shear Spec. 306, Type I, color blue, with color black on thread end, and cetyl alcohol lube per Hi-Shear Spec. 305.
- HST10YV(-)(-) = Hi-Kote 2 solid film lube per Hi-Shear Spec. 292 on threads only, with color code orange on thread end, and cetyl alcohol lube per Hi-Shear Spec. 305.

SPECIFICATION:

Hi-Lite Product Specification 380.

CODE:

First dash number indicates nominal diameter in 1/32nds. Second dash number indicates maximum grip in 1/16ths. See Finish note for explanation of code letters.

HOW TO ORDER EXAMPLES:

Pin Part Number Only
HST10-8-8
└─ 8/16 or 1/2 Maximum Grip Length
└─ 8/32 or 1/4 Nominal Diameter Pin
└─ Pin Part Number